








































































Phase 2 grapheme information sheet

Grapheme and mnemonic	Picture card	Pronunciation phrase	Formation phrase
 	 snake	Show your teeth and and let the s hiss out sssss sssss	Under the snake's chin, slide down and round its tail.
 	 astronaut	Open your mouth wide and make the ' a ' sound at the back of your mouth a a a	Around the astronaut's helmet, and down into space.
 	 tiger	Open your lips; put the tip of your tongue behind your teeth and press t t t	From the tiger's nose to its tail, then follow the stripe across the tiger.
 	 penguin	Bring your lips together and push them open and say p p p	Down the penguin's back, up and round its head.
 	 iguana	pull your lips back and make the ' i ' sound at the back of your mouth i i i	Down the iguana's body, then draw a dot [on the leaf] at the top.
 	 net	Open your lips a bit, put your tongue behind your teeth and make the nnnnn sound nnnnn	Down the stick, up and over the net.
 	 mouse	Put your lips together and make the mmmmm sound mmmmm	Down, up and over the mouse's ears, then add a flick on the nose.

Grapheme and mnemonic	Picture card	Pronunciation phrase	Formation phrase
 d	 <p style="text-align: center;">duck</p>	Put your tongue to the top and front of your mouth and make a quick d sound d d d	Round the duck's body, up to its head and down to its feet.
 g	 <p style="text-align: center;">goat</p>	Give me a big smile that shows your teeth. Press the middle of your tongue to the top and back of your mouth and push your tongue down and forward to make the sound g g g	Round the goat's face, up to his ear; down and curl under his chin.
 o	 <p style="text-align: center;">octopus</p>	Make your mouth into round shape and say o o o	All around the octopus.
 c	 <p style="text-align: center;">cat</p>	Open your mouth into a little smile, make your tongue flat and move it up towards the top of your mouth to say c c c	Curl around the cat.
 k	 <p style="text-align: center;">kite</p>	Open your mouth into a little smile, make your tongue flat and move it up towards the top of your mouth to say k k k	Down the kite, up and across, back and down to the corner.
 ck	 <p style="text-align: center;">sock</p>	Open your mouth into a little smile, make your tongue flat and move it up towards the top of your mouth to say ck ck ck	c Curl round the heel of the sock. k Down the sock, up and round, back and down and to the corner. Catchphrase: Rock that sock!
 e	 <p style="text-align: center;">elephant</p>	Open your mouth wide and say e e e	Around the elephant's eye and down its trunk.

Grapheme and mnemonic	Picture card	Pronunciation phrase	Formation phrase
 u	 <p data-bbox="608 409 695 432">umbrella</p>	<p data-bbox="767 208 1078 230">Open your mouth wide and say</p> <p data-bbox="767 237 826 259">u u u</p>	<p data-bbox="1139 208 1453 293">Down and around the umbrella, stop at the top and down to the bottom and flick</p>
 r	 <p data-bbox="608 654 695 676">rainbow</p>	<p data-bbox="767 472 1114 528">Show me your teeth to make a rrrr sound rrrrr rrrrr</p>	<p data-bbox="1139 472 1465 528">From the cloud to the ground, up the arch and over the rainbow.</p>
 h	 <p data-bbox="600 936 703 958">helicopter</p>	<p data-bbox="767 736 1102 792">Open your mouth and breathe out sharply h h h</p>	<p data-bbox="1139 736 1465 759">Down, up and over the helicopter</p>
 b	 <p data-bbox="632 1193 676 1216">bear</p>	<p data-bbox="767 1001 1110 1057">Put your lips together and say b as you open them b b b</p>	<p data-bbox="1139 1001 1458 1057">Down bear's back, up and round his big tummy.</p>
 f	 <p data-bbox="608 1518 695 1541">flamingo</p>	<p data-bbox="767 1265 1114 1384">Open your lips a little, put your teeth on your bottom lip and push the air out to make the sound fffff fffff</p>	<p data-bbox="1139 1265 1465 1350">Down the flamingo's neck, all the way to its foot, then across its wings.</p>
 l	 <p data-bbox="616 1769 687 1792">lollipop</p>	<p data-bbox="767 1570 1110 1677">Open your mouth a little, put your tongue up to the top of your mouth behind your teeth and press llll llll</p>	<p data-bbox="1139 1570 1433 1592">All the way down the lollipop.</p>

Grapheme and mnemonic	Picture card	Pronunciation phrase	Formation phrase
	 jellyfish	Pucker your lips and show your teeth use your tongue as you say j j j	All the way down the jellyfish. Dot on its head.
	 volcano	Put your teeth against your bottom lip and make a buzzing vvvv vvvv	Down to the bottom of the volcano, and back up to the top.
	 wave	Pucker your lips and keep them small as you say w w w	From the top of the wave to the bottom, up the wave, down the wave, then up again.
	 box	Mouth open then push the cs/x sound through as you close your mouth cs cs cs (x x x)	Start at the top, then across to the bottom of the box. Start at the top, then across to the bottom of the box.
	 yo-yo	Smile, tongue to the top of your mouth, say y without opening your mouth	Down and round the yo-yo, then follow the string round.
	 zebra	Show me your teeth and buzz the z sound zzzzzz zzzzzz	Zip across, zag down and across the zebra.

Grapheme and mnemonic	Picture card	Pronunciation phrase	Formation phrase Catchphrase
 qu qu	 <p data-bbox="727 450 791 472">queen</p>	<p data-bbox="898 230 1134 315">Pucker your mouth, then open it as you say qu qu qu</p>	<p data-bbox="1201 230 1490 315">Round the queen's face, up to her crown, down her robe with a flick at the end.</p> <p data-bbox="1201 342 1442 376">qu Quick, it's the queen!</p>
 th th	 <p data-bbox="727 707 791 730">thumb</p>	<p data-bbox="898 495 1177 663">Voiced: Tongue on your teeth, teeth almost closed to make a 'buzzing' th th th Unvoiced: Tongue on your teeth push the air out th th th</p>	<p data-bbox="1201 495 1481 551">th Thumbs up, we're having fun.</p>
 sh sh	 <p data-bbox="727 987 791 1010">shells</p>	<p data-bbox="898 759 1158 842">Show me your teeth and push the air out shshshshsh shshshshsh</p>	<p data-bbox="1201 759 1390 781">sh Share the shells.</p>
 ch ch	 <p data-bbox="719 1279 791 1301">cherries</p>	<p data-bbox="898 1037 1177 1122">Pucker your lips and show your teeth. Use your tongue as you say ch ch ch</p>	<p data-bbox="1201 1037 1417 1093">ch Chew the cherries, children.</p>
 ng ng	 <p data-bbox="735 1536 775 1559">ring</p>	<p data-bbox="898 1328 1177 1447">Open your mouth a bit and then use your tongue at the back of your mouth to say ng ng ng</p>	<p data-bbox="1201 1328 1358 1350">Bling on a ring.</p>
 nk nk	 <p data-bbox="695 1816 815 1850">pink panda</p>	<p data-bbox="898 1597 1177 1715">Open your mouth a bit and then use your tongue at the back of your mouth to say ngk ngk ngk</p>	<p data-bbox="1201 1597 1398 1619">n I think I am pink.</p>